

Modules

How to Navigate Through Modules

Modules are groupings of course content, typically divided by week or lesson. They are ordered by progression.

From your Canvas course home page, select the **Modules** tab in the Course Navigation.

[Home](#)

[Announcements](#)

[Syllabus](#)

Modules

[Discussions](#)

To expand and view all modules, click the **Expand All** button at the top of the page.








Expand All

To close all modules, click the **Collapse All** button at the top of the page.

Collapse All

You can also open and close individual modules by clicking on their title.

Materials found in modules include assignments, discussions, files, pages, quizzes, and external links. Due dates and point values may be indicated beneath the resource title. You can interact with these materials by clicking on them.

▼ Week 1	
	WEEK 1 Description
	Assignment Checklist
	WEEK 1 Reading Assignment
	WEEK 1 Ch 1-2 Quiz 10 pts
	WEEK 1 Online Activity
	Week 1 Discussion 10 pts
	WEEK 1 Case Study Assignment 30 pts

After clicking on material in a module, you can hit the **Next** button at the bottom of the page to flip to the next resource and the **Previous** button to go back.

◀ Previous

Next ▶